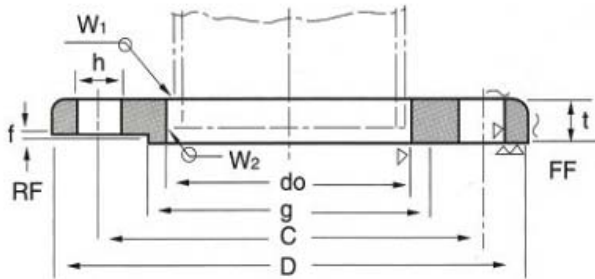
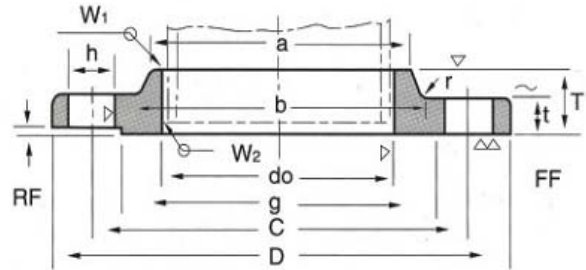


**SOP TYPE**  
NOMINAL SIZE 10-400mm



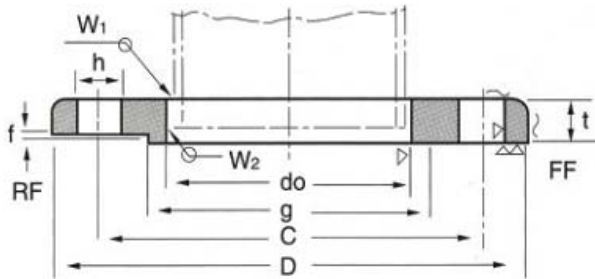
**SOH TYPE**  
NOMINAL SIZE 450-1000mm



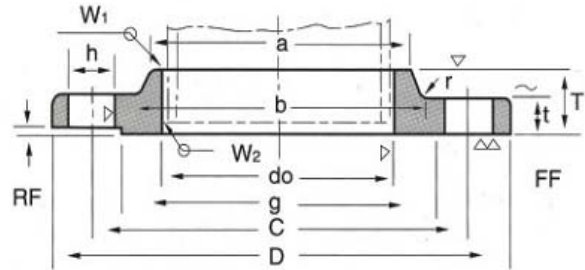
UNIT:mm

Nominal Dia. of Flange	Pipe Outside Dia	Bore Dia	Out Dia	Sectional Dimensions of Flange							Bolt circle			Norml blot Size	Weight(kgs)			
				t	T	Dia of Hub		Rad ius	Rais ed face	Dia of Raised Face	Bolt Circle	No.	Dia		PL	BL	SO	
						a	b											r
3/8"	10	17.3	17.8	75	9					1	39	55	4	12	M10	0.27	0.30	
1/2"	15	21.7	22.2	80	9					1	44	60	4	12	M10	0.30	0.40	
3/4"	20	27.2	27.7	85	10					1	49	65	4	12	M10	0.37	0.50	
1"	25	34.0	34.5	95	10					1	59	75	4	12	M10	0.45	0.60	
1 1/4"	32	42.7	43.2	115	12					2	70	90	4	15	M12	0.78	0.90	
1 1/2"	40	48.6	49.1	120	12					2	75	95	4	15	M12	0.83	1.00	
2"	50	60.5	61.1	130	14					2	85	105	4	15	M12	1.07	1.40	
2 1/2"	65	76.3	77.1	155	14					2	110	130	4	15	M12	1.49	2.00	
3"	80	89.1	90.0	180	14					2	121	145	4	19	M16	1.99	2.70	
3 1/2"	90	101.6	102.6	190	14					2	131	155	4	19	M16	2.09	3.00	
4"	100	114.3	115.4	200	16					2	141	165	8	19	M16	2.39	3.70	
5"	125	139.8	141.2	235	16					2	176	200	8	19	M16	3.23	5.20	
6"	150	165.2	166.6	265	18					2	206	230	8	19	M16	4.41	7.50	
7"	175	190.7	192.1	300	18					2	232	260	8	23	M20	5.51	9.50	
8"	200	216.3	218.0	320	20					2	252	280	8	23	M20	6.33	12.20	
9"	225	241.8	243.7	345	20					2	277	305	12	23	M20	6.64	14.00	
10"	250	267.4	269.5	385	22					2	317	345	12	23	M20	9.45	19.30	10.10
12"	300	318.5	321.0	430	22					3	360	390	12	23	M20	10.30	24.30	11.30
14"	350	355.6	358.1	480	24					3	403	435	12	25	M22	14.00	33.20	14.00
16"	400	406.4	409.0	540	24					3	463	495	16	25	M22	16.90	41.90	18.30
18"	450	457.2	460.0	605	24	40	495	500	5	3	523	555	16	25	M22	21.60	53.00	24.80
20"	500	508.0	511.0	655	24	40	546	552	5	3	573	605	20	25	M22	23.10	61.90	26.90
22"	550	558.8	562.0	720	26	42	497	603	5	3	630	665	20	27	M24	30.30	81.20	34.10
24"	600	609.6	613.0	770	26	44	648	654	5	3	680	715	20	27	M24	32.70	93.20	37.50

**SOP TYPE**  
NOMINAL SIZE 10-225mm



**SOH TYPE**  
NOMINAL SIZE 250-1000mm



UNIT:mm

Nominal Dia. of Flange	Pipe Outside Dia	Bore Dia	Out Dia	Sectional Dimensions of Flange							Bolt circle			Norml blot Size	Weight(kgs)				
				t	T	Dia of Hub		Rad ius	Rais ed face	Dia of Raised Face	Bolt Circle	No.	Dia		PL	BL	SO		
						a	b											r	f
d0	D																		
3/8"	10	17.3	17.8	90	12						1	46	65	4	15	M12	0.52	0.54	
1/2"	15	21.7	22.2	95	12						1	51	70	4	15	M12	0.57	0.61	
3/4"	20	27.2	27.7	100	14						1	56	75	4	15	M12	0.73	0.79	
1"	25	34.0	34.5	125	14						1	67	90	4	19	M16	1.13	1.24	
1 1/4"	32	42.7	43.2	135	16						2	76	100	4	19	M16	1.48	1.66	
1 1/2"	40	48.6	49.1	140	16						2	81	105	4	19	M16	1.56	1.81	
2"	50	60.5	61.1	155	16						2	96	120	4	19	M16	1.88	2.23	
2 1/2"	65	76.3	77.1	175	18						2	116	140	4	19	M16	2.60	3.24	
3"	80	89.1	90.0	185	18						2	126	150	8	19	M16	2.61	3.50	
3 1/2"	90	101.6	102.6	195	18						2	136	160	8	19	M16	2.76	4.00	
4"	100	114.3	115.4	210	18						2	151	175	8	19	M16	3.14	4.60	
5"	125	139.8	141.2	250	20						2	182	210	8	23	M20	4.77	7.30	
6"	150	165.2	166.6	280	22						2	212	240	8	23	M20	6.34	10.10	
7"	175	190.7	192.1	305	22						2	237	265	12	23	M20	6.82	11.80	7.28
8"	200	216.3	218.0	330	22						2	262	290	12	23	M20	7.53	14.00	8.04
9"	225	241.8	243.7	350	22						2	282	310	12	23	M20	7.74	15.80	8.44
10"	250	267.4	269.5	400	24	36	288	292	6	2	324	355	12	25	M22	11.80	22.70	12.70	
12"	300	318.5	321.0	445	26	38	340	346	6	3	368	400	16	25	M22	13.60	30.30	13.80	
14"	350	355.6	358.1	490	26	42	380	386	6	3	413	445	16	25	M22	16.40	37.10	18.20	
16"	400	406.4	409.0	560	28	44	436	442	6	3	475	510	16	27	M24	23.00	52.50	25.20	
18"	450	457.2	460.0	620	30	48	496	502	6	3	530	565	20	27	M24	29.50	68.80	33.00	
20"	500	508.0	511.0	675	30	48	548	554	6	3	585	620	20	27	M24	33.50	82.10	37.60	
22"	550	558.8	562.0	745	32	52	604	610	6	3	640	680	20	33	M30	43.10	105.80	49.70	
24"	600	609.6	613.0	795	32	52	656	662	6	3	690	730	24	33	M30	45.70	120.20	52.60	